

ANTENNAS

DUAL AND SINGLE FREQUENCY

LOW FREQUENCY AIRCOIL¹⁾ ANTENNAS (125 KHZ)

ORDER CODE	ANT-002	ANT-004	ANT-006	ANT-010 ¹⁾	ANT-036	ANT-039
INNER Ø ²⁾ (MM/INCH)	47 / 1.85	5.1 / 0.2	17 / 0.67		16 / 0.63	14.1 / 0.56
OUTER Ø ²⁾ (MM/INCH)	52 / 2.05	5.17 / 0.21	< 22 / 0.87	8.5 / 0.34	20.4 / 0.8	16.3 / 0.64
HEIGHT ²⁾ (MM/INCH)	4 / 0.16	4 / 0.16	4 / 0.16	21 / 0.83	2 / 0.08	2.2 / 0.09
INDUCTANCE	490 µH ± 5%	490 µH ± 5%	490 µH ± 5%	490 µH ± 5%	490 µH ± 5%	490 µH ± 5%
PICTURE						

LOW FREQUENCY AIRCOIL ANTENNAS (125 KHZ)

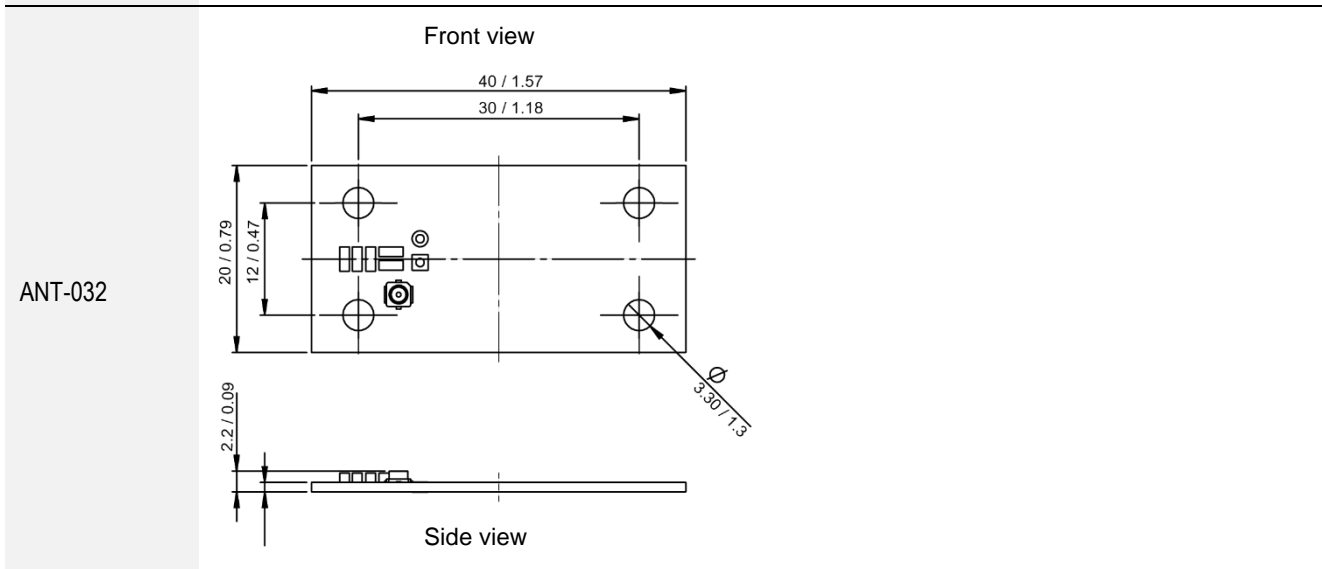
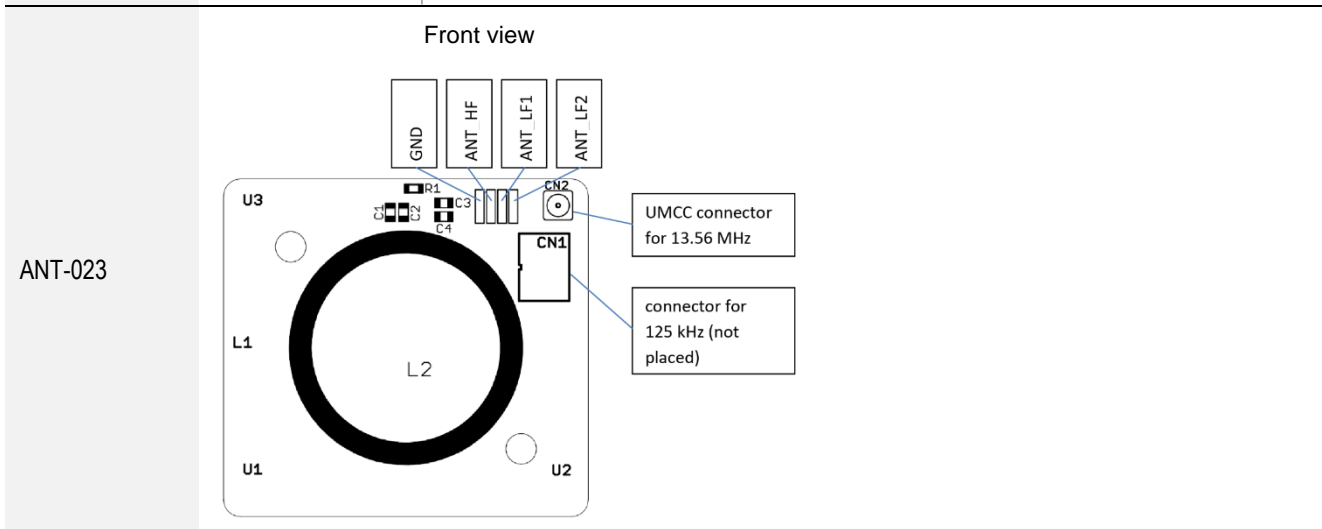
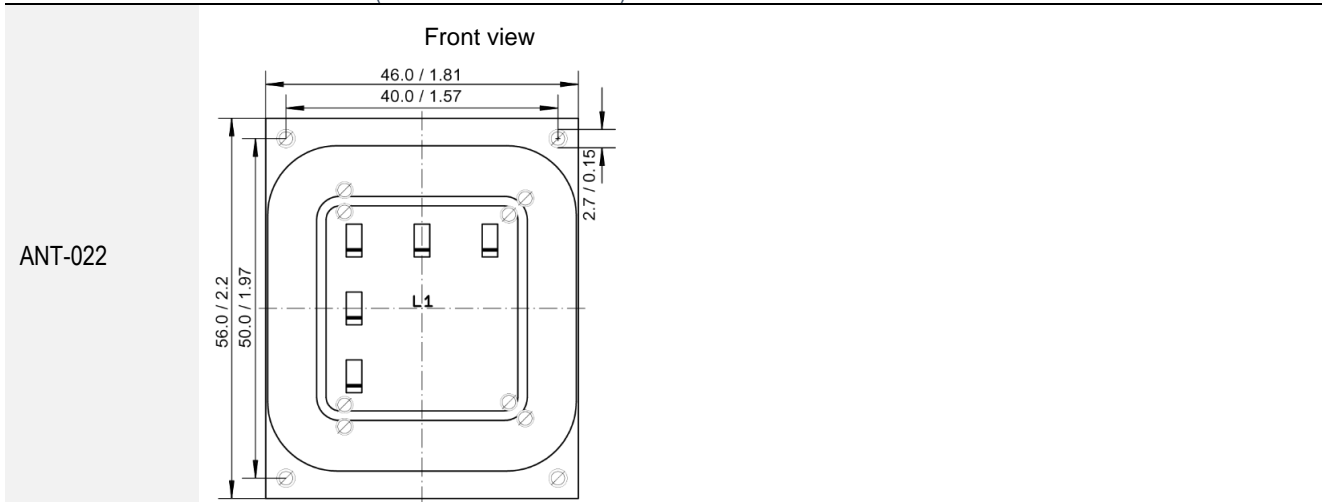
ORDER CODE	ANT-005	ANT-007	ANT-013	ANT-015	ANT-031	ANT-033
LENGTH ³⁾ (MM/INCH)	40 / 1.57	57 / 2.27	41 / 1.61	30 / 1.18	31 / 1.22	27.5 / 1.08
WIDTH ³⁾ (MM/INCH)	20 / 0.79	36 / 1.42	30 / 1.18	28 / 1.1	31 / 1.22	15 / 0.59
HEIGHT ³⁾ (MM/INCH)	3.2 / 0.13	3 / 0.12	2 / 0.08	3 / 0.12	~2 / 0.08	2.5 / 0.1
INDUCTANCE	490 µH ± 5%	490 µH ± 5%	490 µH ± 5%	490 µH ± 5%	490 µH ± 5%	490 µH ± 5%
PICTURE						

PCB ANTENNAS⁴⁾

ORDER CODE	ANT-022	ANT-023	ANT-032
FREQUENCY	125/134.2 kHz + 13.56 MHz	125/134.2 kHz + 13.56 MHz	13.56 MHz
LENGTH (MM/INCH)	56 / 2.20	33 / 1.30	20 / 0.79
WIDTH (MM/INCH)	46 / 1.81	30 / 1.18	40 / 1.57
HEIGHT (MM/INCH)	6 / 0.24	6 / 0.24	2.2 / 0.09
IMPEDANCE (HF)	50 Ohm	50 Ohm	50 Ohm
INDUCTANCE (LF)	490 µH ± 5%	490 µH ± 5%	
CONNECTORS	LF: Pin Header HF: UMCC/U.FL SMA SMB, SMC, MCX	LF: pads 1 mm / 0.04 inch HF: UMCC/U.FL, pads 1 mm / 0.04 inch	HF: UMCC/U.FL
CABLES	CAB-L1 ⁵⁾ , CAB-F1 ⁶⁾	CAB-L1 ⁵⁾ , CAB-F1 ⁶⁾	CAB-L1 ⁵⁾ , CAB-F1 ⁶⁾
3D MODEL (STEP)	On request	On request	On request
PICTURE			

1)ANT-010 is a ferrite antenna 2)Dimensions 3)Outer dimensions 4)Drawings for PCB antennas are on next page 5)UMCC antenna cable, 100mm, female to female for 13.56 MHz, right angle 6)Flat ribbon antenna cable, 100mm, AWG26, 2-pol, 3mm tinned on both sides for 125 kHz

DRAWINGS FOR PCB ANTENNAS (ALL MEASURES IN MM)



ELATEC GmbH
 Zeppelinstr. 1
 82178 Puchheim • Germany
 P +49 89 552 9961 0 • F +49 89 552 9961 129
 E-Mail: info-rfid@elatec.com

ELATEC USA Inc.
 4203 SW High Meadows Ave
 Palm City • FL 34990 • USA
 P +1 772 210 2263 • F +1 772 382 3749
 E-Mail: americas-info@elatec.com

ELATEC Technology (Shenzhen) LLC
 No. 716 Industrial Bank Tower
 Futian District • Shenzhen • China
 P/F +86 755 2394 6014
 E-Mail: apac-info@elatec.com

ELATEC reserves the right to change any information or data in this document without prior notice. ELATEC declines all responsibility for the use of this product with any other specification but the one mentioned above. Any additional requirement for a specific customer application has to be validated by the customer himself at his own responsibility. Where application information is given, it is only advisory and does not form part of the specification. Disclaimer: All names used in this document are registered trademarks of their respective owners.