



TWN4 MULTITECH NANO LEGIC 42

MINIATURE HF RFID/NFC READER/WRITER FOR EXTERNAL 50 OHM ANTENNA



Version C0 (SMT)
31 x 17.8 x 2.7 mm



Version C1 (THT)
31 x 17.8 x 8.11 mm

ELATEC TWN4 family of RFID readers and writers allows users to read and write to almost any 125 kHz and 13.56 MHz tags and/or labels – it supports all major transponders from various suppliers like ATMEL, EM, ST, NXP, TI, HID, LEGIC, etc. and ISO standards like ISO 14443A/B (T=CL), ISO 15693, ISO 18092 / ECMA-340 (NFC).

TWN4 MultiTech Nano LEGIC 42 is designed for integration into machines or other devices. It can be connected to an external antenna through a printed circuit board (125 kHz, 13.56 MHz or both).

Special features:

- + Compact design (31 x 17.8 x 2.7 mm / 1.22 x 0.7 x 0.12 inch)
- + Components mounted only on one side for easy integration on the main application
- + Edge plated pads for surface mounting (C0) allows easy and reliable PCB mounting, connector option (C1) also available for THT mounting
- + Powerful SDK for writing apps which are executed directly on the reader
- + Firmware update in the field possible
- + On-board 18 kB flash storage, e.g. for storing user accessible non-volatile data
- + Direct chip-commands support
- + Supports connection of external ISO 7816 compatible SAM cards
- + CCID and PC/SC 2.01
- + 8 GPIOs
- + Supports quick (re)configuration over network and over wireless interface with TWN4 CONFIG Card
- + TWN4 Upgrade Card for P option available on request
- + 3D construction data (STEP) available on request



Elevator



EV Chargers



Access



Shop POS



Fitness
Equipment



Ticket POS



PC Log-on



Document
Management



Driver ID



Vending



Parking



Gaming



Locker Locks



Time
Attendance



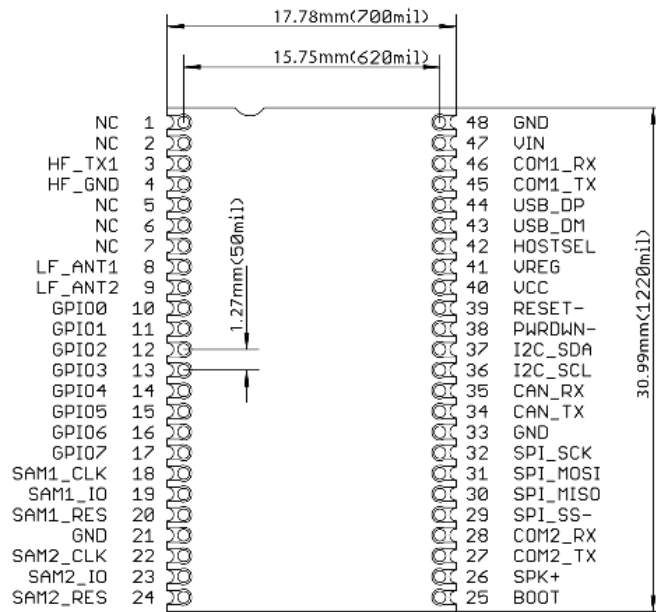
Industrial
PC

TECHNICAL DATA

FREQUENCY	125 kHz (LF) / 13.56 MHz (HF)																
ANTENNA(S)	Externally, 50 Ohm for 13.56 MHz – 490 μ H \pm 5% for 125 kHz																
DIMENSIONS (L X W X H)	31 mm x 17.8 mm x 2.7 mm / 1.22 inch x 0.7 inch x 0.12 inch																
POWER	3.3 V \pm 5% (direct supply) or 4.3 V - 5.5 V (use of on-board voltage regulator)																
CURRENT CONSUMPTION	RF field on: 120 mA typically / Sleep: 500 μ A typ. / Cyclic Operation: TBD																
TEMPERATURE RANGE	Operating: -25 °C up to +80 °C (-13 °F up to +176 °F) Storage: -45 °C up to +85 °C (-49 °F up to +185 °F)																
RELATIVE HUMIDITY	5% to 95% non-condensing																
OPERATING MODES (USB)	USB keyboard emulation – USB virtual COM port – CCID / PC/SC 2.01																
MTBF	500,000 hours																
WEIGHT	Approx. 7 g / 0.25 oz																
SUPPORTED TRANSPONDERS (STANDARD) 13.56 MHZ	<p><u>ISO14443A:</u> LEGIC Advant, MIFARE Classic EV1¹⁾, MIFARE Classic, MIFARE Mini, MIFARE DESFire EV1, MIFARE DESFire EV2²⁾, MIFARE DESFire Light³⁾, MIFARE Plus S, X, MIFARE Pro X⁴⁾, MIFARE Smart MX⁴⁾, MIFARE Ultralight, MIFARE Ultralight C, MIFARE Ultralight EV1¹⁾, NTAG2xx, SLE44R35⁴⁾, SLE66Rxx (my-d move)⁴⁾</p> <p><u>ISO18092 ECMA-340:</u> NFC Forum Tag 1-5⁵⁾, Sony FeliCa⁶⁾, NFC Active and passive communication mode, Passive peer-to-peer mode - initiator, NFC Tag 2, 3, 4</p> <p><u>ISO14443B:</u> Calypso⁴⁾, CEPAS⁴⁾, HID iCLASS⁷⁾, Moneo⁴⁾, Pico Pass⁷⁾</p> <p><u>ISO15693:</u> EM4x33⁴⁾, EM4x35⁴⁾, HID iCLASS⁷⁾, HID iCLASS SE/SR⁷⁾, ICODE SLI, LEGIC Advant, M24LR16/64, SRF55Vxx (my-d vicinity)⁴⁾, Tag-it, PicoPass⁷⁾</p> <p><u>LEGIC Prime:</u> LEGIC Prime</p>																
SUPPORTED TRANSPONDERS (STANDARD) 125 KHZ ⁸⁾	AWID, Cardax, CASI-RUSCO, Deister ⁹⁾ , EM4100, 4102, 4200 ¹⁰⁾ , EM4050, 4150, 4450, 4550, EM4305 ¹¹⁾ , FDX-B ¹²⁾ , EM4105 ¹²⁾ , UltraProx ¹²⁾ , HITAG 1 ¹³⁾ , HITAG 2 ¹³⁾ , HITAG S ¹³⁾ , ICT ³⁾ , IDTECK, Isonas ³⁾ , Keri, Miro, Nedap ⁹⁾ , PAC ³⁾ , Pyramid, Q5, T5557, T5567, T5577, TIRIS/HDX ¹²⁾ , TITAN (EM4050), UNIQUE, ZODIAC																
SUPPORTED TRANSPONDERS (OPTION P)	All Standard Transponders, Cotag, G-Prox ⁹⁾ , HID DuoProx II, HID ISO Prox II, HID Micro Prox, HID ProxKey III, HID Prox, HID Prox II, Indala, ioProx, Nexwatch																
OS SUPPORT	Windows Embedded CE ³⁾ , 7 (32-/64-bit), 8, 8.1, 10, Linux, Android ³⁾ , iOS ³⁾ , MAC OS X ³⁾																
PERIPHERAL INTERFACES	USB, 2 x serial (logic level 3.3 V, CMOS 5 V tolerant), I ² C, SPI, 8 GPIOs, Clock/Data, Wiegand																
TRANSMISSION SPEED	Host: USB Full speed (12 Mbit/s), Serial TTL: up to 115,200 baud, Air: up to 848 kbit/s																
CERTIFICATION(S)	REACH and RoHS-III compliant																
ORDER CODE(S)	<table> <tr> <td>T4NM-B5C0</td> <td>C0 Standard</td> </tr> <tr> <td>T4NM-B5C0-P</td> <td>C0 Option P</td> </tr> <tr> <td>T4NM-B5C1</td> <td>C1 Standard</td> </tr> <tr> <td>T4NM-B5C1-P</td> <td>C1 Option P</td> </tr> <tr> <td>T4NM-B5C0-T20</td> <td>C0 Option, 20 pcs. tray</td> </tr> <tr> <td>T4NM-B5C0-PT20</td> <td>C0 Option P, 20 pcs. tray</td> </tr> <tr> <td>T4NM-B5C0-R100</td> <td>C0 Option, 100 pcs. reel</td> </tr> <tr> <td>T4NM-B5C0-R500</td> <td>C0 Option, 500 pcs. reel</td> </tr> </table>	T4NM-B5C0	C0 Standard	T4NM-B5C0-P	C0 Option P	T4NM-B5C1	C1 Standard	T4NM-B5C1-P	C1 Option P	T4NM-B5C0-T20	C0 Option, 20 pcs. tray	T4NM-B5C0-PT20	C0 Option P, 20 pcs. tray	T4NM-B5C0-R100	C0 Option, 100 pcs. reel	T4NM-B5C0-R500	C0 Option, 500 pcs. reel
T4NM-B5C0	C0 Standard																
T4NM-B5C0-P	C0 Option P																
T4NM-B5C1	C1 Standard																
T4NM-B5C1-P	C1 Option P																
T4NM-B5C0-T20	C0 Option, 20 pcs. tray																
T4NM-B5C0-PT20	C0 Option P, 20 pcs. tray																
T4NM-B5C0-R100	C0 Option, 100 pcs. reel																
T4NM-B5C0-R500	C0 Option, 500 pcs. reel																

¹⁾r/w enhanced security features on request ²⁾EV2/EV3 supported as part of the EV1 downward compatibility ³⁾On request ⁴⁾r/w in direct chip command mode
⁵⁾NFC Forum Tag 1 not supported ⁶⁾UID + r/w public area ⁷⁾UID only ⁸⁾125 kHz technology requires a Russian local test and import license from the ministry of Trade and Industry (MINPROMTORC). This license has to be in place before Elatec can accept any order to be shipped to Russia ⁹⁾Hash value only ¹⁰⁾Only emulation of 4100, 4102 ¹¹⁾From FW V4.05 ¹²⁾134.2 kHz only ¹³⁾Without encryption

DRAWING



Top view

ELATEC GmbH
 Zeppelinstr. 1
 82178 Puchheim
 Germany

ELATEC Systems GmbH
 Schwieberdinger Str. 44
 71636 Ludwigsburg
 Germany

ELATEC Inc.
 1995 SW Martin Hwy
 Palm City • FL 34990
 USA

ELATEC Technology (Shenzhen) LLC
 918, Main Building, Tian An Cyber Times
 Tower, No. 6, Tairan Fourth Road, Tian 'an
 Community, Shatou Neighborhood

P +49 89 552 9961 0
F +49 89 552 9961 129
E-Mail: info-rfid@elatec.com
Website: elatec.com

P +49 7141 309736 0
E-Mail: info-rfid@elatec.com
Website: elatec.com

P +1 772 210 2263
F +1 772 382 3749
E-Mail: americas-info@elatec.com
Website: elatec.com

Futian District • Shenzhen • China
P/F +86 755 2394 6014
E-Mail: apac-info@elatec.com
Website: elatec.com

ELATEC reserves the right to change any information or data in this document without prior notice. ELATEC declines all responsibility for the use of this product with any other specification but the one mentioned above. Any additional requirement for a specific customer application has to be validated by the customer himself at his own responsibility. Where application information is given, it is only advisory and does not form part of the specification. Disclaimer: All names used in this document are registered trademarks of their respective owners.