


# TWN4 PALON COMPACT LEGIC M LIGHT

## COMPACT OEM RFID READER/WRITER SUPPORTING LF, HF AND NFC



TWN4 Palon Compact LEGIC M Light is a versatile OEM PCB for integration into third-party products and devices. It supports enhanced interfaces, especially RS-485. The new compact PCB module inherits all advantages and integrated tool support of the ELATEC TWN4 family. Although it is a general-purpose device, it is optimized for time attendance and access control.

TWN4 Palon is a multi-technology reader/writer family supporting almost all 125 kHz and 13.56 MHz contactless technologies, including NFC.

On-board antennas for HF and LF allow excellent contactless performance.

Special features:

- + Optimized PCB design for OEM integration
- + On-board LF and HF antennas
- + One on-board SAM socket (Secure Access Module)
- + Interfaces: RS-485, Wiegand or Clock/Data. OSDP protocol optionally, USB
- + Supports quick (re)configuration over network and over wireless interface with TWN4 CONFIG Card
- + Direct chip-commands support
- + Firmware update in the field possible
- + Powerful SDK for writing apps which are executed directly on the reader
- + On-board 18 kB flash storage, e.g. for storing user accessible non-volatile data
- + TWN4 Upgrade Card for P option available on request
- + 3D construction data (STEP) available on request



Elevator



EV Chargers



Access



Shop POS



Fitness  
Equipment



Ticket POS



PC Log-on



Document  
Management



Driver ID



Vending



Parking



Gaming



Locker Locks



Time  
Attendance



Industrial  
PC

### TECHNICAL DATA

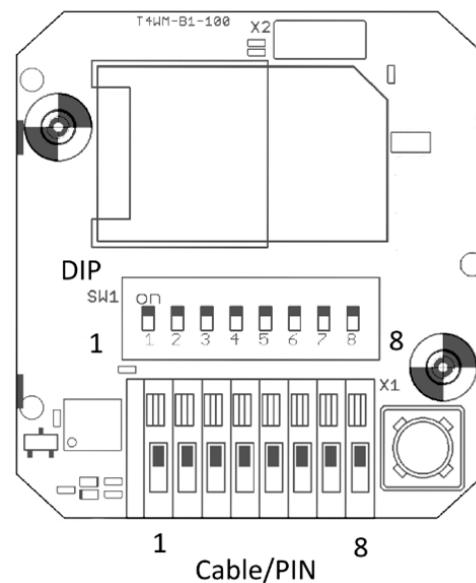
FREQUENCY	125 kHz (LF) / 13.56 MHz (HF)
ANTENNA(S)	Integrated
DIMENSIONS (L X W X H)	PCB board, twin stack: 40.7 mm x 43.9 mm x 29.4 mm / 1.6 inch x 1.8 inch x 1.2 inch
POWER SUPPLY	9.0 V - 30 V via connector X1; 4.3 V - 5.5 V via micro USB Limited power source according to the safety norms listed in the respective declaration of conformity, short-circuit current < 8 A
CURRENT CONSUMPTION	Operating: typ. 160 mA @12 V; Idle: typ. 50 mA @12 V; Peak typ. 250 mA @12 V
TEMPERATURE RANGE	Operating: -25 °C up to +80 °C (-13 °F up to +176 °F) Storage: -40 °C up to +85 °C (-40 °F up to +185 °F)
RELATIVE HUMIDITY	5% to 95% non-condensing
READ- / WRITE DISTANCE	Up to 100 mm / 4 inch, depending on OEM environment and transponder
OPERATING MODES (USB)	USB keyboard emulation – USB virtual COM port – CCID / PC/SC 2.01
MTBF	500,000 hours
WEIGHT	Approx. 25 g / 0.88 oz
SABOTAGE DETECTION	Infrared tamper detector, front facing
WIRE CONNECTOR	PCB terminal block, 8 positions, push-in spring connection for wires 0.2 to 0.5 mm <sup>2</sup> / AWG 24 to 20, tool-free cable wiring
DIP SWITCH	8 position DIP switch for RS-485: addressing, speed settings, line termination
SIGNALING	Center RGB LED; acoustic loudspeaker
SUPPORTED TRANSPONDERS (STANDARD) 13.56 MHZ	<p><u>ISO14443A:</u> LEGIC Advant, MIFARE Classic EV1<sup>1)</sup>, MIFARE Classic, MIFARE Mini, MIFARE DESFire EV1, MIFARE DESFire EV2<sup>2)</sup>, MIFARE DESFire Light<sup>3)</sup>, MIFARE Plus S, X, MIFARE Pro X<sup>4)</sup>, MIFARE Smart MX<sup>4)</sup>, MIFARE Ultralight, MIFARE Ultralight C, MIFARE Ultralight EV1<sup>1)</sup>, NTAG2xx, SLE44R35<sup>4)</sup>, SLE66Rxx (my-d move)<sup>4)</sup></p> <p><u>ISO18092 ECMA-340:</u> NFC Forum Tag 1-5<sup>5)</sup>, Sony FeliCa<sup>6)</sup>, NFC Active and passive communication mode, Passive peer-to-peer mode - initiator, NFC Tag 2, 3, 4</p> <p><u>ISO14443B:</u> Calypso<sup>4)</sup>, CEPAS<sup>4)</sup>, HID iCLASS<sup>7)</sup>, Moneo<sup>4)</sup>, Pico Pass<sup>7)</sup></p> <p><u>ISO15693:</u> EM4x33<sup>4)</sup>, EM4x35<sup>4)</sup>, HID iCLASS<sup>7)</sup>, HID iCLASS SE/SR<sup>7)</sup>, ICODE SLI, LEGIC Advant, M24LR16/64, SRF55Vxx (my-d vicinity)<sup>4)</sup>, Tag-it, PicoPass<sup>7)</sup></p> <p><u>LEGIC Prime:</u> LEGIC Prime</p>
SUPPORTED TRANSPONDERS (STANDARD) 125 KHZ <sup>8)</sup>	AWID, Cardax, CASI-RUSCO, Deister <sup>9)</sup> , EM4100, 4102, 4200 <sup>10)</sup> , EM4050, 4150, 4450, 4550, EM4305 <sup>11)</sup> , FDX-B <sup>12)</sup> , EM4105 <sup>12)</sup> , UltraProx <sup>12)</sup> , HITAG 1 <sup>13)</sup> , HITAG 2 <sup>13)</sup> , HITAG S <sup>13)</sup> , ICT <sup>3)</sup> , IDTECK, Isonas, Keri, Miro, Nedap <sup>9)</sup> , PAC <sup>3)</sup> , Pyramid, Q5, T5557, T5567, T5577, TIRIS/HDX <sup>12)</sup> , TITAN (EM4050), UNIQUE, ZODIAC
SUPPORTED TRANSPONDERS (OPTION P)	All Standard Transponders, Cotag, G-Prox <sup>9)</sup> , HID DuoProx II, HID ISO Prox II, HID Micro Prox, HID ProxKey III, HID Prox, HID Prox II, Indala, ioProx, Nexwatch
OS SUPPORT	Windows Embedded CE <sup>3)</sup> , 7 (32-/64-bit), 8, 8.1, 10, Linux, Android <sup>3)</sup> , iOS <sup>3)</sup> , MAC OS X <sup>3)</sup>
PERIPHERAL INTERFACES	USB, RS-485, OSDP <sup>3)</sup> , Output 5V: Wiegand (D0/D1), or Clock/Data
TRANSMISSION SPEED	Host: USB Full speed (12 Mbit/s), HF Air: up to 848 kbit/s, Host RS-485: up to 38,400 baud
EXTENSION SLOT	One SAM socket for ID-000 cards or modules
CERTIFICATION NAME	TWN4 Palon Compact LEGIC M Light
CERTIFICATION(S)	CE/RED, FCC, IC, REACH and RoHS-III compliant, and many more
ORDER CODE(S)	T4W2-B02B6            OEM Board T4W2-B02B6-P        OEM Board Option P

<sup>1)</sup>r/w enhanced security features on request <sup>2)</sup>EV2/EV3 supported as part of the EV1 downward compatibility <sup>3)</sup>On request <sup>4)</sup>r/w in direct chip command mode  
<sup>5)</sup>NFC Forum Tag 1 not supported <sup>6)</sup>UID + r/w public area <sup>7)</sup>UID only <sup>8)</sup>125 kHz technology requires a Russian local test and import license from the ministry of Trade and Industry (MINPROMTORC). This license has to be in place before Elatec can accept any order to be shipped to Russia <sup>9)</sup>Hash value only <sup>10)</sup>Only emulation of 4100, 4102 <sup>11)</sup>From FW V4.05 <sup>12)</sup>134.2 kHz only <sup>13)</sup>Without encryption

## CONNECTOR ASSIGNMENT

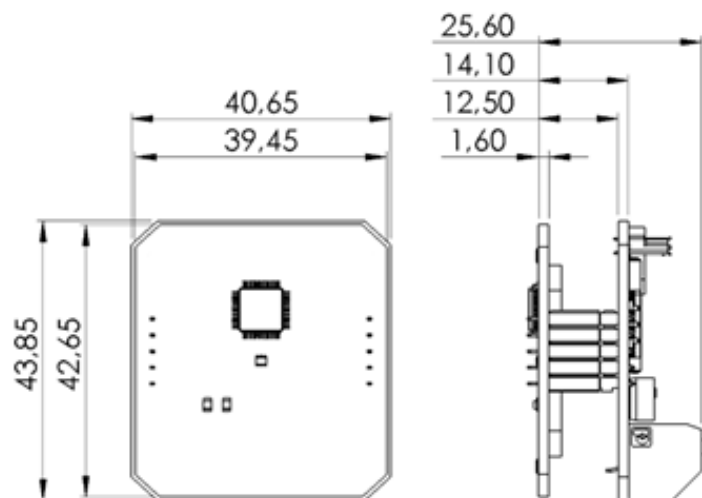
DIP	ASSIGNMENT
1	RS-485 address 0 LSB
2	RS-485 address 1
3	RS-485 address 2
4	RS-485 address 3 MSB
5	RS-485 BIAS on/off
6	RS-485 speed 0
7	RS-485 speed 1
8	RS-485 termination 120 Ohm on/off

PIN	ASSIGNMENT
1	(unused)
2	(unused)
3	RS-485 A
4	RS-485 B
5	TTL Wiegand D0 or DATA
6	TTL Wiegand D1 or CLOCK
7	VIN 9 – 30 Volt
8	GND



Drawing / rear view PCB

Firmware may change the assignment of the DIP switch. Please refer to the TWN4 Palon manual.  
For Wiegand, Clock/Data the DIP switch is not used.



Drawing / front and side view PCB  
(All measures in mm)

**ELATEC GmbH**  
Zeppelinstr. 1  
82178 Puchheim  
Germany  
P +49 89 552 9961 0  
F +49 89 552 9961 129  
E-Mail: [info-rfid@elatec.com](mailto:info-rfid@elatec.com)  
Website: [elatec.com](http://elatec.com)

**ELATEC Systems GmbH**  
Schwieberdinger Str. 44  
71636 Ludwigsburg  
Germany  
P +49 7141 309736 0  
E-Mail: [info-rfid@elatec.com](mailto:info-rfid@elatec.com)  
Website: [elatec.com](http://elatec.com)

**ELATEC Inc.**  
1995 SW Martin Hwy  
Palm City • FL 34990  
USA  
P +1 772 210 2263  
F +1 772 382 3749  
E-Mail: [americas-info@elatec.com](mailto:americas-info@elatec.com)  
Website: [elatec.com](http://elatec.com)

**ELATEC Technology (Shenzhen) LLC**  
918, Main Building, Tian An Cyber Times  
Tower, No. 6, Tairan Fourth Road, Tian 'an  
Community, Shatou Neighborhood  
Futian District • Shenzhen • China  
P/F +86 755 2394 6014  
E-Mail: [apac-info@elatec.com](mailto:apac-info@elatec.com)  
Website: [elatec.com](http://elatec.com)

ELATEC reserves the right to change any information or data in this document without prior notice. ELATEC declines all responsibility for the use of this product with any other specification but the one mentioned above. Any additional requirement for a specific customer application has to be validated by the customer himself at his own responsibility. Where application information is given, it is only advisory and does not form part of the specification. Disclaimer: All names used in this document are registered trademarks of their respective owners.