


TWN4 PALON COMPACT M

COMPACT OEM RFID READER/WRITER SUPPORTING LF, HF, NFC AND BLE



TWN4 Palon Compact M is a versatile OEM PCB for integration into third-party products and devices. It supports enhanced interfaces, especially RS-485. The new compact PCB module inherits all advantages and integrated tool support of the ELATEC TWN4 family. Although it is a general-purpose device, it is optimized for time attendance and access control.

TWN4 Palon is a multi-technology reader/writer family supporting almost all 125 kHz and 13.56 MHz contactless technologies, including NFC.

On-board antennas for HF and LF allow excellent contactless performance. An integrated Bluetooth Low Energy (BLE) module supports a broad range of mobile ID and authentication solutions as well.

Special features:

- + Optimized PCB design for OEM integration
- + On-board LF and HF antennas
- + One on-board SAM socket (Secure Access Module)
- + Interfaces: RS-485, RS-232 and Wiegand or Clock/Data. OSDP protocol optionally, USB
- + Supports quick (re)configuration over network and over wireless interface with TWN4 CONFIG Card
- + Direct chip-commands support
- + Integrated BLE module 2.4 GHz for data communication and authentication, BLE v4.2, upgradable
- + Firmware update in the field possible
- + Powerful SDK for writing apps which are executed directly on the reader
- + On-board 18 kB flash storage, e.g. for storing user accessible non-volatile data
- + TWN4 Upgrade Card for P and PI options available on request
- + 3D construction data (STEP) available on request



Elevator



EV Chargers



Access



Shop POS

Fitness
Equipment

Ticket POS



PC Log-on

Document
Management

Driver ID



Vending



Parking



Gaming



Locker Locks

Time
AttendanceIndustrial
PC

TECHNICAL DATA

FREQUENCY	125 kHz (LF) / 13.56 MHz (HF) / 2.4 GHz (BLE)
ANTENNA(S)	Integrated
DIMENSIONS (L X W X H)	PCB board, twin stack: 40.7 mm x 43.9 mm x 29.4 mm / 1.6 inch x 1.8 inch x 1.2 inch
POWER SUPPLY	9.0 V - 30 V via connector X1; 4.3 V - 5.5 V via micro USB Limited power source according to the safety norms listed in the respective declaration of conformity, short-circuit current < 8 A
CURRENT CONSUMPTION	Operating: typ. 160 mA @12 V; Idle: typ. 50 mA @12 V; Peak typ. 250 mA @12 V
TEMPERATURE RANGE	Operating: -25 °C up to +80 °C (-13 °F up to +176 °F) Storage: -40 °C up to +85 °C (-40 °F up to +185 °F)
RELATIVE HUMIDITY	5% to 95% non-condensing
READ- / WRITE DISTANCE	Up to 100 mm / 4 inch, depending on OEM environment and transponder
OPERATING MODES (USB)	USB keyboard emulation – USB virtual COM port – CCID / PC/SC 2.01
BLUETOOTH LOW ENERGY	Bluetooth v4.2, software upgradable; standards as GAP, SM, L2CAP, ATT; predefined GATT structure; AES128 supported
MTBF	500,000 hours
WEIGHT	Approx. 25 g / 0.88 oz
SABOTAGE DETECTION	Infrared tamper detector, front facing
WIRE CONNECTOR	PCB terminal block, 8 positions, push-in spring connection for wires 0.2 to 0.5 mm ² / AWG 24 to 20, tool-free cable wiring
DIP SWITCH	8 position DIP switch for RS-485: addressing, speed settings, line termination
SIGNALING	5 RGB LEDs, each individually programmable using the on-board Intelligent Peripheral Controller (IPE), for enhanced dynamic light concepts; acoustic loudspeaker
SUPPORTED TRANSPONDERS (STANDARD) 13.56 MHZ	<u>ISO14443A:</u> LEGIC Advant ¹⁾ , MIFARE Classic EV1 ²⁾ , MIFARE Classic, MIFARE Mini, MIFARE DESFire EV1, MIFARE DESFire EV2 ³⁾ , MIFARE DESFire Light ⁴⁾ , MIFARE Plus S, X, MIFARE Pro X ⁵⁾ , MIFARE Smart MX ⁵⁾ , MIFARE Ultralight, MIFARE Ultralight C, MIFARE Ultralight EV1 ²⁾ , NTAG2xx, SLE44R35 ⁵⁾ , SLE66Rxx (my-d move) ⁵⁾ , Topaz <u>ISO18092 ECMA-340:</u> NFC Forum Tag 1-5, NFC Peer-to-Peer, Sony FeliCa ⁶⁾ , NFC Active and passive communication mode <u>ISO14443B:</u> Calypso ⁵⁾ , Calypso Innovatron protocol ⁵⁾ , CEPAS ⁵⁾ , HID iCLASS ¹⁾ , Moneo ⁵⁾ , Pico Pass ⁷⁾ , SRI4K, SRIX4K, SRI512, SRT512 <u>ISO15693:</u> EM4x33 ⁵⁾ , EM4x35 ⁵⁾ , HID iCLASS ¹⁾ , HID iCLASS SE/SR ¹⁾ , ICODE SLI, LEGIC Advant ¹⁾ , M24LR16/64, MB89R118/119, SRF55Vxx (my-d vicinity) ⁵⁾ , Tag-it, PicoPass ⁷⁾
SUPPORTED TRANSPONDERS (STANDARD) 125 KHZ ⁸⁾	AWID, Cardax, CASI-RUSCO, Deister ⁹⁾ , EM4100, 4102, 4200 ¹⁰⁾ , EM4050, 4150, 4450, 4550, EM4305 ¹¹⁾ , FDX-B ¹²⁾ , EM4105 ¹²⁾ , UltraProx ¹²⁾ , HITAG 1 ¹³⁾ , HITAG 2 ¹³⁾ , HITAG S ¹³⁾ , ICT ⁴⁾ , IDTECK, Isonas, Keri, Miro, Nedap ⁹⁾ , PAC ⁴⁾ , Pyramid, Q5, T5557, T5567, T5577, TIRIS/HDX ¹²⁾ , TITAN (EM4050), UNIQUE, ZODIAC
SUPPORTED TRANSPONDERS (OPTION P)	All Standard Transponders, Cotag, G-Prox ⁹⁾ , HID DuoProx II, HID ISO Prox II, HID Micro Prox, HID ProxKey III, HID Prox, HID Prox II, Indala, ioProx, Nexwatch
SUPPORTED TRANSPONDERS (OPTION PI)	Requires TWN4 SIO Card, All Standard Transponders, All Option P Transponders, HID iCLASS, HID iCLASS SE/SR/Elite, HID iCLASS SEOS (Facility Code/PAC) ¹⁴⁾
OS SUPPORT	Windows Embedded CE ⁴⁾ , 7 (32-/64-bit), 8, 8.1, 10, Linux, Android ⁴⁾ , iOS ⁴⁾ , MAC OS X ⁴⁾
PERIPHERAL INTERFACES	USB, RS-485, OSDP ⁴⁾ , RS-232 (RX/TX), Output 5V: Wiegand (D0/D1), or Clock/Data
TRANSMISSION SPEED	RS-232: up to 115,200 baud, HF Air: up to 848 kbit/s, BT Air: up to 100 kbit/s, USB Full speed (12 Mbit/s), RS-485: up to 38,400 baud
EXTENSION SLOT	One SAM socket for ID-000 cards or modules
CERTIFICATION NAME	TWN4 Palon Compact M
CERTIFICATION(S)	CE/RED, FCC, IC, REACH and RoHS-III compliant, and many more

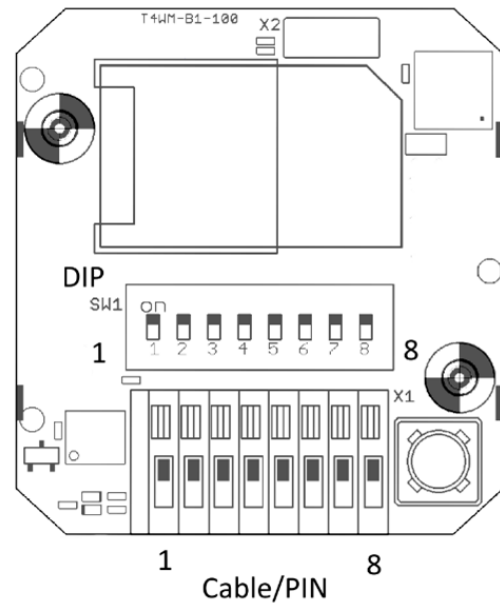
ORDER CODE(S)	T4W2-F01C7	OEM Board
	T4W2-F01C7-P	OEM Board Option P
	T4W2-F01C7-PI	OEM Board Option PI

¹UID only ²r/w enhanced security features on request ³EV2/EV3 supported as part of the EV1 downward compatibility ⁴On request ⁵r/w in direct chip command mode ⁶UID + r/w public area ⁷UID only, read/write on request ⁸125 kHz technology requires a Russian local test and import license from the ministry of Trade and Industry (MINPROMTORC). This license has to be in place before Elatec can accept any order to be shipped to Russia ⁹Hash value only ¹⁰Only emulation of 4100, 4102 ¹¹From FW V4.05 ¹²134.2 kHz only ¹³Without encryption ¹⁴UID + PAC (Facility Code), r/w on request

CONNECTOR ASSIGNMENT

DIP	ASSIGNMENT
1	RS-485 address 0 LSB
2	RS-485 address 1
3	RS-485 address 2
4	RS-485 address 3 MSB
5	RS-485 BIAS on/off
6	RS-485 speed 0
7	RS-485 speed 1
8	RS-485 termination 120 Ohm on/off

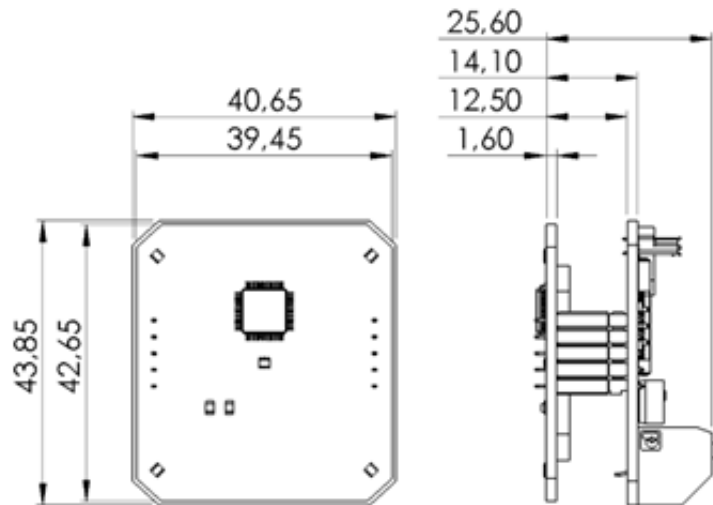
PIN	ASSIGNMENT
1	RS-232 RX
2	RS-232 TX
3	RS-485 A
4	RS-485 B
5	TTL Wiegand D0 or DATA
6	TTL Wiegand D1 or CLOCK
7	VIN 9 – 30 Volt
8	GND



Drawing / rear view PCB

Firmware may change the assignment of the DIP switch. Please refer to the TWN4 Palon manual.

For RS-232, Wiegand, Clock/Data the DIP switch is not used.



Drawing / front and side view PCB

(All measures in mm)

ELATEC GmbH

Zeppelinstr. 1
82178 Puchheim
Germany
P +49 89 552 9961 0
F +49 89 552 9961 129
E-Mail: info-rfid@elatec.com
Website: elatec.com

ELATEC Systems GmbH

Schwieberdinger Str. 44
71636 Ludwigsburg
Germany
P +49 7141 309736 0
E-Mail: info-rfid@elatec.com
Website: elatec.com

ELATEC Inc.

1995 SW Martin Hwy
Palm City • FL 34990
USA
P +1 772 210 2263
F +1 772 382 3749
E-Mail: americas-info@elatec.com
Website: elatec.com

ELATEC Technology (Shenzhen) LLC

918, Main Building, Tian An Cyber Times
Tower, No. 6, Tairan Fourth Road, Tian 'an
Community, Shatou Neighborhood
Futian District • Shenzhen • China
P/F +86 755 2394 6014
E-Mail: apac-info@elatec.com
Website: elatec.com

ELATEC reserves the right to change any information or data in this document without prior notice. ELATEC declines all responsibility for the use of this product with any other specification but the one mentioned above. Any additional requirement for a specific customer application has to be validated by the customer himself at his own responsibility. Where application information is given, it is only advisory and does not form part of the specification. Disclaimer: All names used in this document are registered trademarks of their respective owners.