


TWN4 Mini EVP SI M HF

Single-frequency HF RFID module with NFC support and integrated antenna




TWN4 Mini EVP SI M HF
(exemplary illustration)

The RFID modules of the TWN4 Mini reader family have been designed for integration into machines, handheld computers or any other device where small size matters. Thanks to their compact dimensions, the modules can be directly integrated into almost any host system. The host communication takes place via RS-232 or asynchronous serial TTL interface. Besides, the new EVP modules offer two LEDs that can be controlled per software. For applications requiring additional security, an external Secure Access Module (SAM) can be connected.

Key features of the TWN4 Mini EVP SI M HF reader module include enhanced HF performance, a powerful SDK for writing apps that are executed directly on the module, the possibility to upgrade the firmware in the field, transparent data exchange with the RFID media, and compact dimensions that enable a module integration even into smaller systems or devices, like PC boards. Additionally, the module can read a lot of HF RFID technologies from the 13.56 MHz frequency band, including NFC. This gives the option to select as many of the technologies required instead of being forced to select just a few ones.

Special features:

- + Possibility to read many HF RFID technologies
- + Enhanced HF performance
- + Integrated HF antenna (13.56 MHz) and low power consumption for versatile applications
- + Powerful SDK for writing apps which are executed directly on the module
- + Firmware update in the field possible
- + Pin compatible with existing TWN4 MultiTech HF Mini reader modules
- + Supports transparent data exchange with RFID media
- + Development board for interface testing available on request



TECHNICAL DATA

FREQUENCY	13.56 MHz (HF)
ANTENNA	Integrated
DIMENSIONS (L X W X H)	Approx. 50.00 x 50.00 x 12.00 mm / 1.97 x 1.97 x 0.47 inch
POWER	3.15 – 5.5 V DC ES1/PS2 classified power source according to IEC 62368-1, short-circuit current < 8 A
CURRENT CONSUMPTION	RF field on: approx. 180 mA typically
TEMPERATURE RANGE	Operating: -25 °C up to +80 °C (-13 °F up to +176 °F) Storage: -40 °C up to +85 °C (-40 °F up to +185 °F)
RELATIVE HUMIDITY	5% to 95% non-condensing
READ/WRITE DISTANCE	Up to 100 mm / 3.94 inch, depending on environment and transponder
MTBF	500,000 hours
WEIGHT	Approx. 12 g / 0.42 oz
SUPPORTED OPTIONS AND TRANSPONDERS	Depending on the firmware version and installed options, ELATEC readers and modules can support a wide range of RFID technologies. Please refer to the relevant ELATEC transponder matrix (available at www.elatec-rfid.com/int/transponder-technology) for more information about the available options and RFID technologies supported by the product.
OS SUPPORT	Windows 7 (32-/64-bit) and higher versions, Linux, MAC OS X ¹⁾
PERIPHERAL INTERFACES	RS-232, TTL serial (logic level 3.3 V, CMOS, 5 V tolerant), SPI ¹⁾ , 4 GPIOs, Clock/Data, Wiegand D0/D1, USB ¹⁾
TRANSMISSION SPEED	RS-232/TTL serial: up to 115,200 baud, HF Air: up to 848 kbit/s, Host: USB full speed (12 Mbit/s) ¹⁾
CERTIFICATION NAME	TWN4 Mini EVP SI M HF
CERTIFICATIONS	Non-exhaustive list ²⁾ : CE/RED, FCC, IC, TAA compliant, REACH and RoHS-III compliant
ORDER CODES	T4MP-FE3C1X2 Standard reader module (TTL serial) Development board available on request.

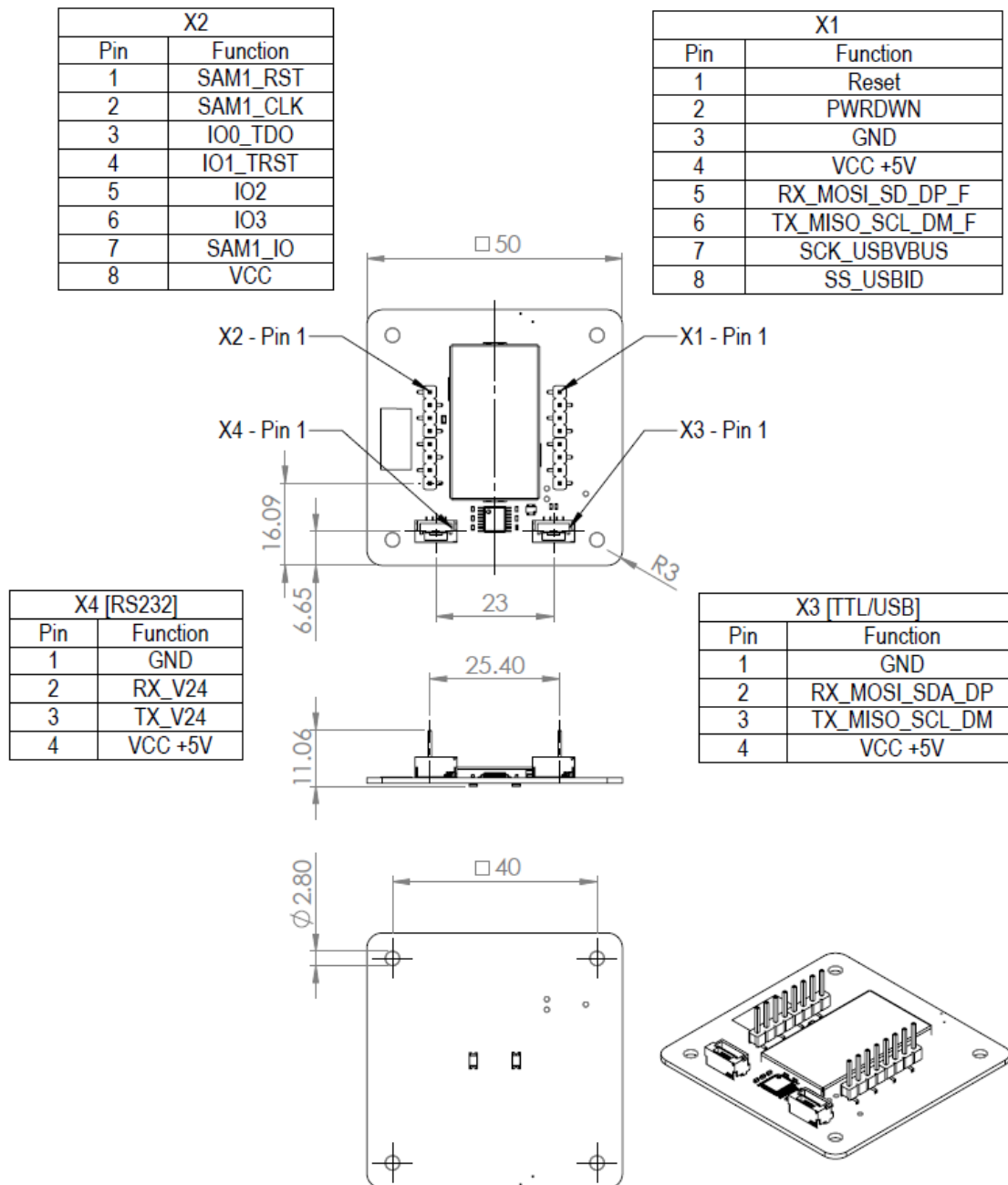
¹⁾On request

²⁾The product has been certified for use in many countries and regions. Contact your Sales representative for detailed information about all certifications and approvals granted to the product.

ACCESSORIES

CABLES	CAB-J4MSR9MSB150 Cable, JST MS/RS-232 MS, black, 1.5 m
--------	--

TECHNICAL DRAWINGS



Pin spacing 2.54 mm [0.1 inch]

ELATEC GmbH
 Zeppelinstr. 1
 82178 Puchheim
 Germany
 P +49 89 552 9961 0
 F +49 89 552 9961 129
 E-Mail: info-rfid@elatec.com
 Website: elatec.com

ELATEC Systems GmbH
 Schwieberdinger Str. 44
 71636 Ludwigsburg
 Germany
 P +49 7141 309736 0
 E-Mail: info-rfid@elatec.com
 Website: elatec.com

ELATEC Inc.
 1995 SW Martin Hwy
 Palm City • FL 34990
 USA
 P +1 772 210 2263
 F +1 772 382 3749
 E-Mail: americas-info@elatec.com
 Website: elatec.com

ELATEC Technology (Shenzhen) LLC
 918, Main Building, Tian An Cyber Times
 Tower, No. 6, Tairan Fourth Road, Tian 'an
 Community, Shatou Neighborhood
 Futian District • Shenzhen • China
 P/F +86 755 2394 6014
 E-Mail: apac-info@elatec.com
 Website: elatec.com

ELATEC reserves the right to change any information or data in this document without prior notice. ELATEC declines all responsibility for the use of this product with any other specification but the one mentioned above. Any additional requirement for a specific customer application has to be validated by the customer themselves at their own responsibility. Where application information is given, it is only advisory and does not form part of the specification. Disclaimer: All names used in this document are registered trademarks of their respective owners.